

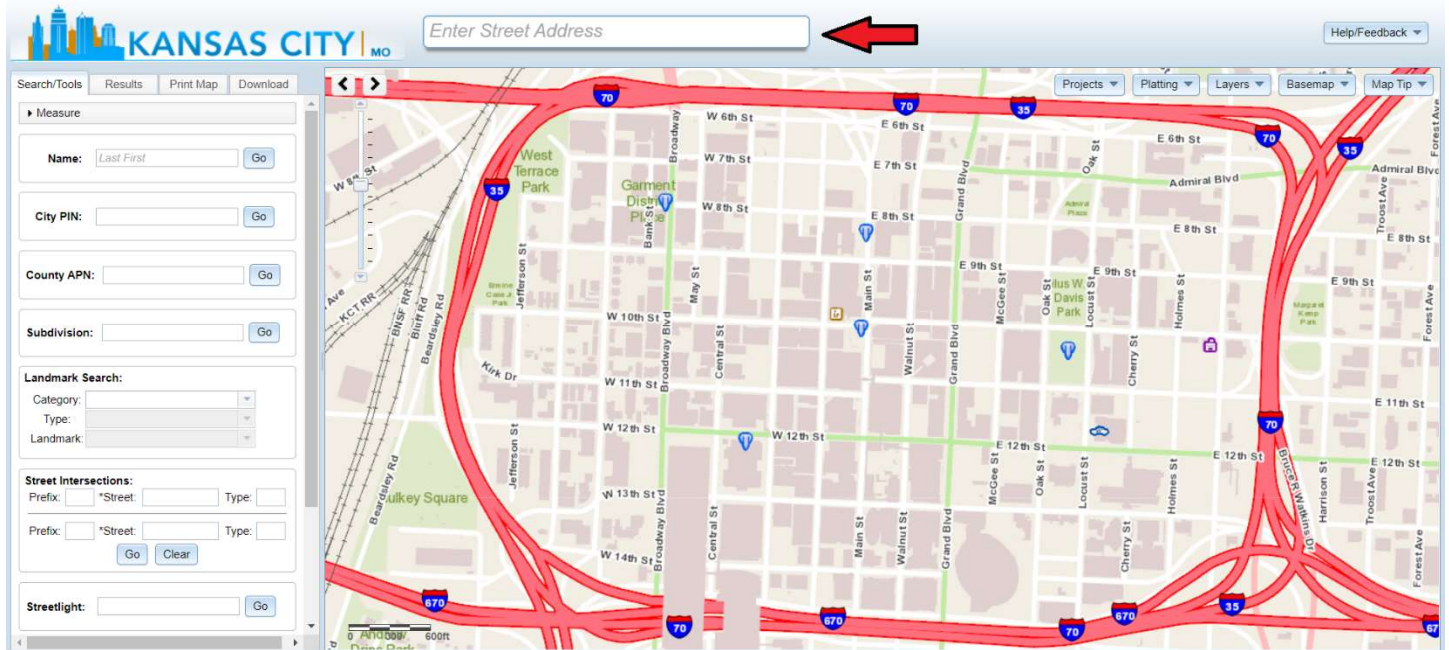
# How To Use Kansas City, Missouri Parcel Viewer

## Link to Parcel Viewer

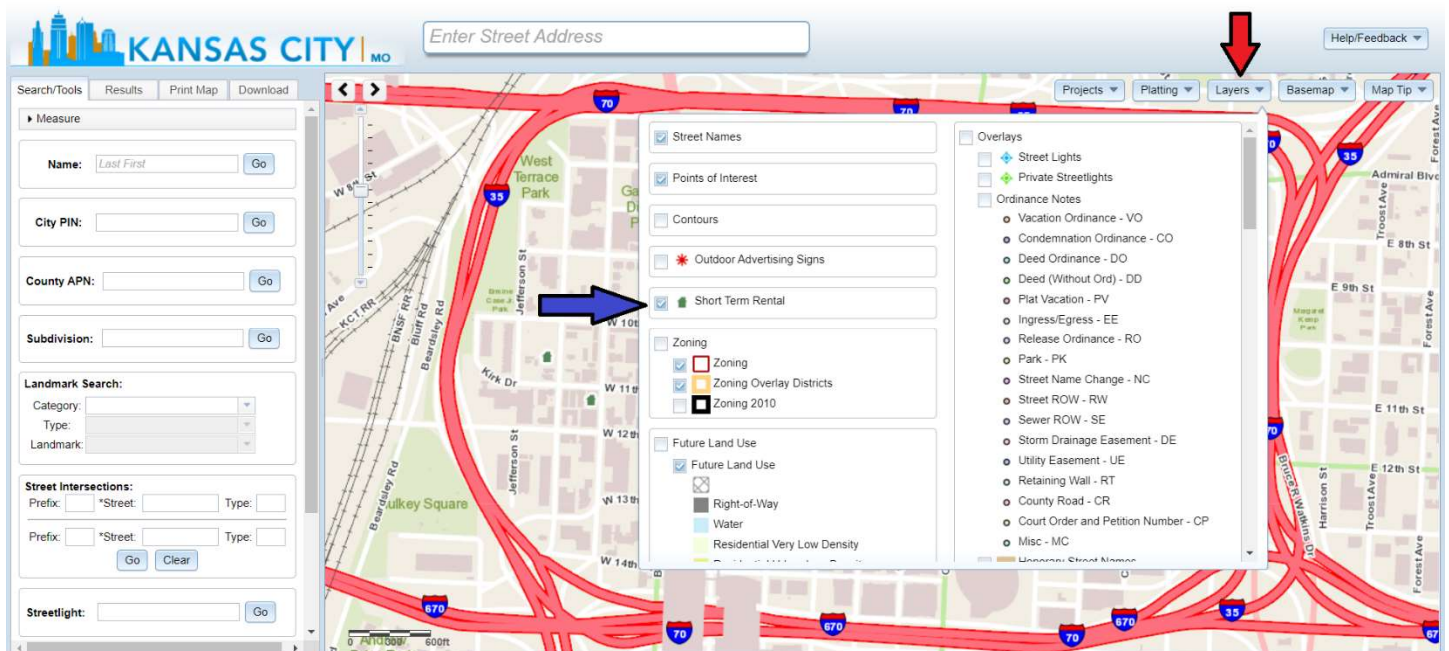
<https://maps.kcmo.org/apps/parcelviewer/>

## How to determine eligibility for short-term rental

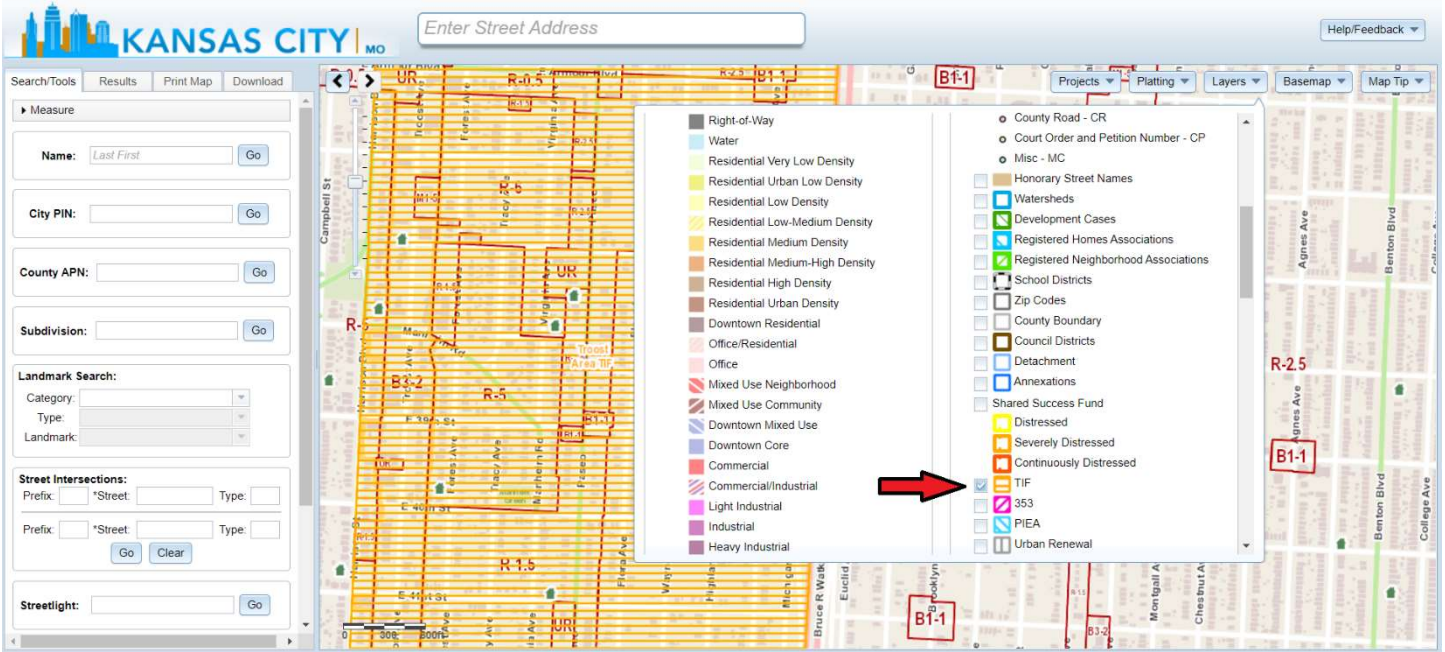
**Step 1:** Visit the Parcel Viewer page and type in the house number and street name of the address in box (see red arrow).



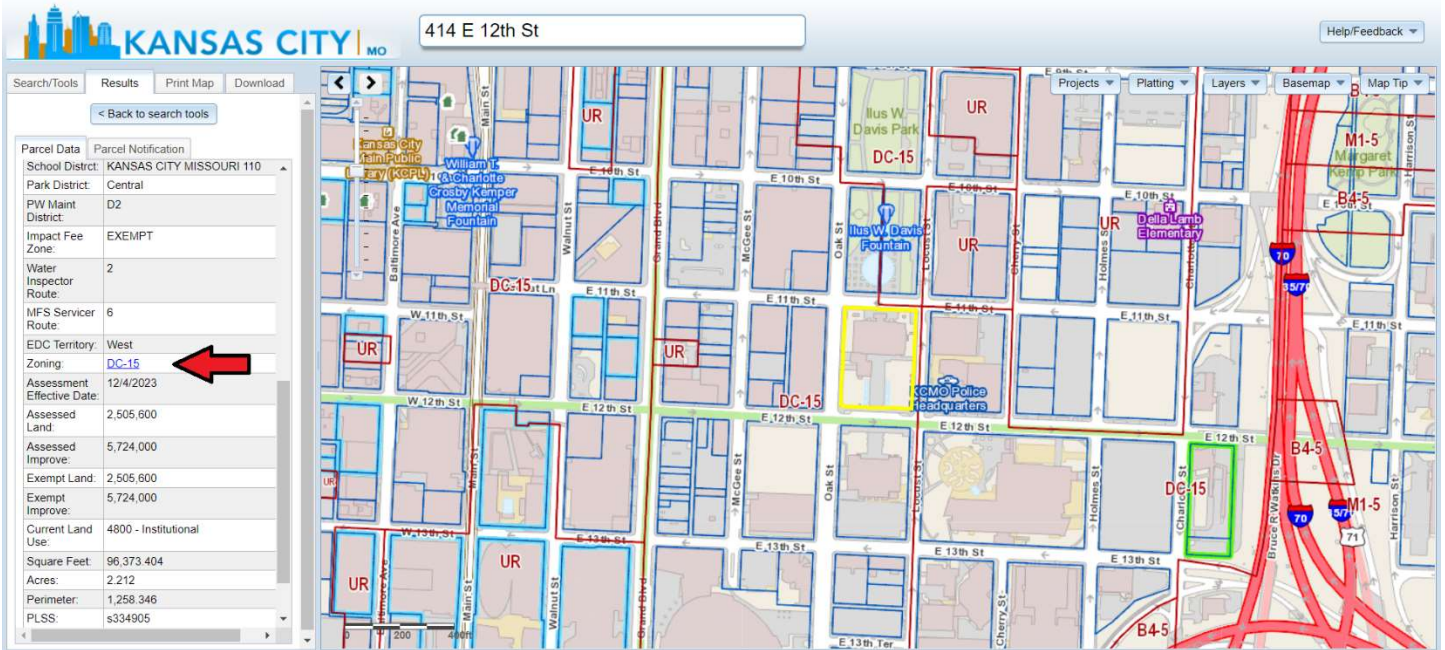
**Step 2:** Select the “Layers” tab (see red arrow) and select the green house icon that says “Short Term Rental” (see blue arrow). This would allow to quickly identify all registered short-term rental properties with Kansas City, Missouri.



**Step 3:** Select “TIF” option to identify areas with structures or parcels that may receive City Incentives. Please note that just because a structure or parcel is located in a TIF zone, that does not necessarily mean that that particular structure or parcel is receiving City Incentives. We would highly recommend you contact the Kansas City, Missouri Short-Term Rental Division to confirm if a structure or parcel receives City Incentives.



**Step 4:** Once you have entered a valid address (house number and street name only), there will be information about the structure and parcel on the left. Scroll down until you see “Zoning” to determine what Zoning the structure is classified.



**Step 5:** Select “Plans,” which can be found on the information tab on the left (see red arrow), to determine if the property was previously registered as a Type 2 short-term rental under Chapter 88. You should see “CPDM-Administrative Approval

The screenshot shows the 'Plans' window with the following data:

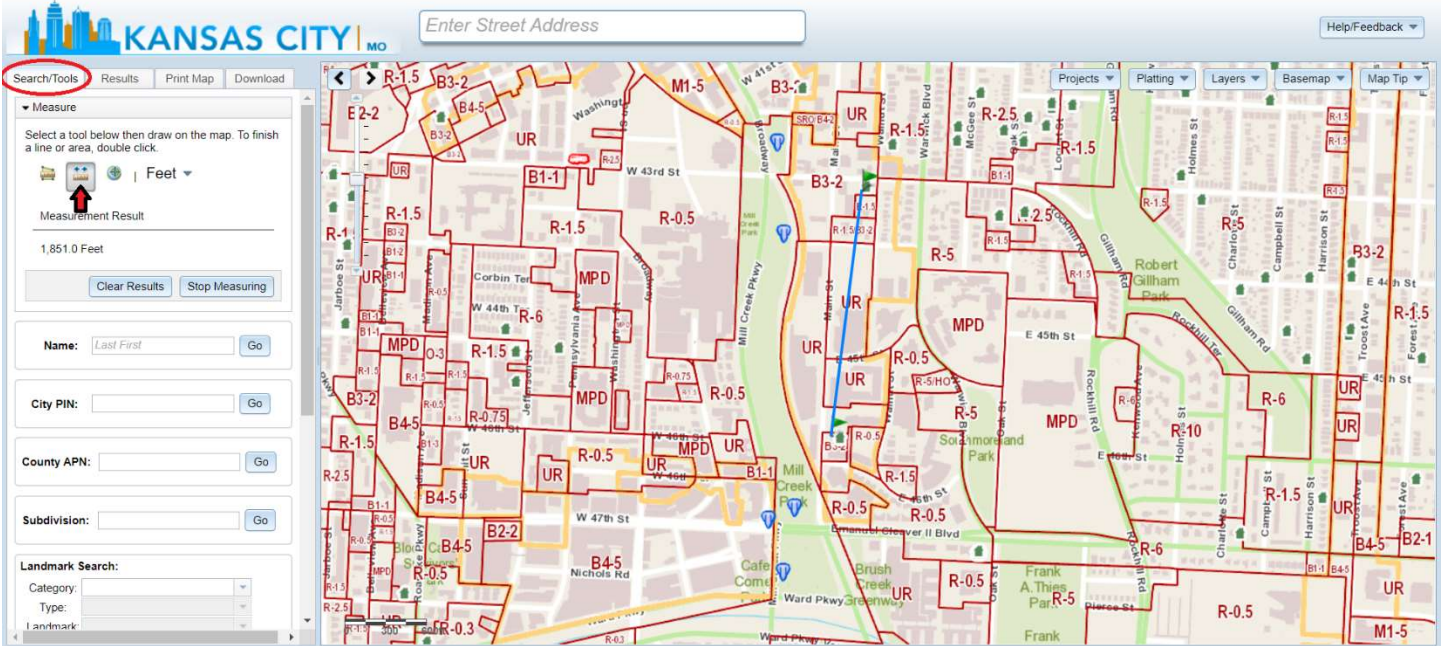
| Apply Date | Plan Number | Type                           | Work Class                           |
|------------|-------------|--------------------------------|--------------------------------------|
| 2019-11-25 | CD-AA       | CPDM - Administrative Approval | Short-Term Rental, Type 2 Year Round |
| 2019-11-25 | CD-AA       | CPDM - Administrative Approval | Short-Term Rental, Type 2 Year Round |

You will only see Administrative Approvals for short-term rentals in residentially zoned areas. For short-term rentals that were registered under Chapter 88 in commercially zoned areas, you could see their registration under “Permits.” You should see “CPDM – Short Term Rental Registration” that is either “Approved” or “Expired.”

The screenshot shows the 'Permits' window with the following data:

| Issue Date | Permit Number | Type                                  | Work Class                       | Status  |
|------------|---------------|---------------------------------------|----------------------------------|---------|
| 2023-09-05 | NSD-STR-      | NSD - Short Term Rental Registration  | Non-Resident                     | Issued  |
| 2022-09-26 | CD-STR-       | CPDM - Short Term Rental Registration | Short Term Rental Registration   | Expired |
| 2022-04-07 |               | PW - Excavation                       | Water Main/Pipeline              | Expired |
| 2010-03-22 |               | CPPU - Plumbing (Commercial)          | Plumbing with Gas Service        | Closed  |
| 2004-04-13 |               | PW - Traffic Control                  | Traffic Control for Construction | Closed  |
| 2004-03-19 |               | PW - Traffic Control                  | Traffic Control for Construction | Closed  |

**Step 6:** You can measure the distance between registered short-term rental properties to determine if a structure or parcel would pass the Density requirements. Please note that this “1000 foot-rule” only applies to structures with 1 or 2 dwelling units.



**Step 7:** You can check if there has been any complaints and/or violations at a specific property through “Code Cases” (see red arrow).

